

Front Derailleur (Di2)



User's manuals in other languages are available at :
<http://si.shimano.com>

IMPORTANT NOTICE

- Contact the place of purchase or a bicycle dealer for information on installation and adjustment of the products which are not found in the user's manual. A dealer's manual for professional and experienced bicycle mechanics is available on our website (<http://si.shimano.com>).
- Do not disassemble or alter this product.

For safety, be sure to read this user's manual thoroughly before use, and follow them for correct use.

Important Safety Information

Guidelines that require replacement, contact the place of purchase or a bicycle dealer.

WARNING

- When the shifting switch is operated, the motor which drives the front derailleur will operate to the shifting position without stopping, so be careful not to get your fingers caught.
- Be careful not to let the cuffs of your clothes get caught in the chain while riding, otherwise you may fall off the bicycle.
- After reading the user's manual carefully, keep it in a safe place for later reference.

Note

- Be sure to rotate the crank when carrying out any switch operations which are related to gear shifting.
- Make sure that the plug cover is attached to the terminal when using the product.*In the case of MTB
- Be careful not to let water get into the terminal.
- The components are designed to be fully waterproofed to withstand wet weather riding conditions; however, do not deliberately place them into water.
- Do not clean the bicycle in a high-pressure car wash. If water gets into any of the components, operating problems or rusting may result.
- Handle the products carefully, and avoid subjecting them to any strong shocks.
- Do not use thinners or similar substances to clean the products. Such substances may damage the surfaces.
- Contact the place of purchase for updates of the product software. The most up-to-date information is available on the Shimano website.
- Products are not guaranteed against natural wear and deterioration from normal use and aging.
- For maximum performance we highly recommend Shimano lubricants and maintenance products.

Regular inspections before riding the bicycle

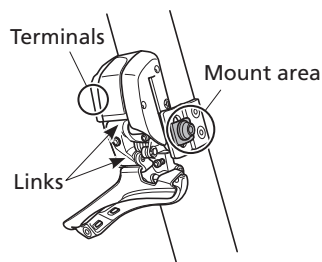
Before riding the bicycle, check the following items. If any problems are found with the following items, contact the place of purchase or a bicycle dealer.

- Is gear shifting carried out smoothly?
- Is there any looseness in the mount area?
- Do the links have large amounts of play in them?
- Are the derailleurs making any abnormal noises?

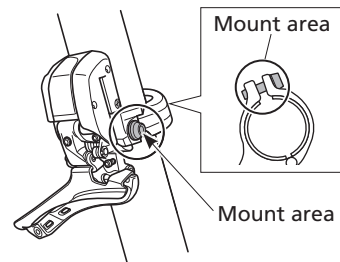
Names of parts

<In the case of ROAD>

Type F

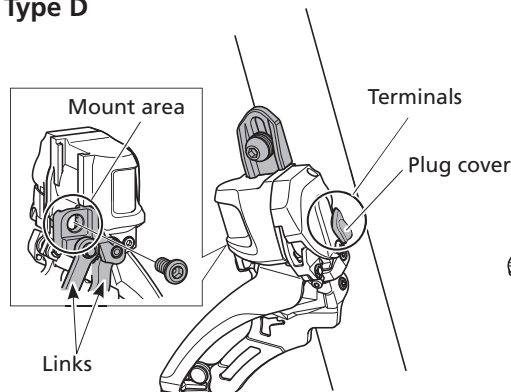


Type B

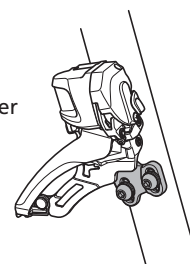


<In the case of MTB>

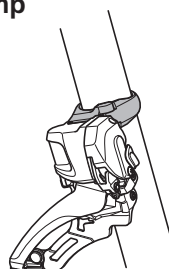
Type D



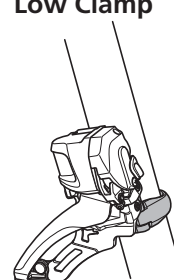
Type E



High Clamp



Low Clamp



SHIMANO

SHIMANO AMERICAN CORPORATION

One Holland, Irvine, California 92618, U.S.A. Phone: +1-949-951-5003

SHIMANO EUROPE B.V.

Industrieweg 24, 8071 CT Nunspeet, The Netherlands Phone: +31-341-272222

SHIMANO INC.

3-77 Oimatsu-cho, Sakai-ku, Sakai-shi, Osaka 590-8577, Japan

Please note: specifications are subject to change for improvement without notice. (English)
 © Apr. 2014 by Shimano Inc. HTR